


# Planar Connect



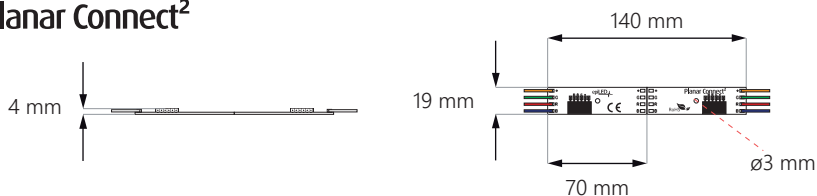
12V DC  24V DC  IP<sub>20</sub> 3 YEAR warranty

- much easier **installation**
- compatible with **Planar Board RGB**
- **indoor** use only

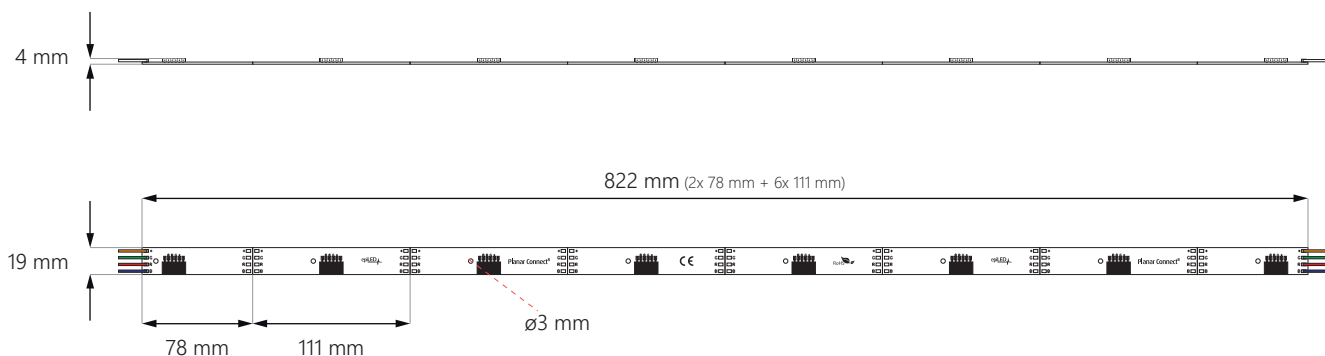


## DIMENSIONS

### Planar Connect<sup>2</sup>




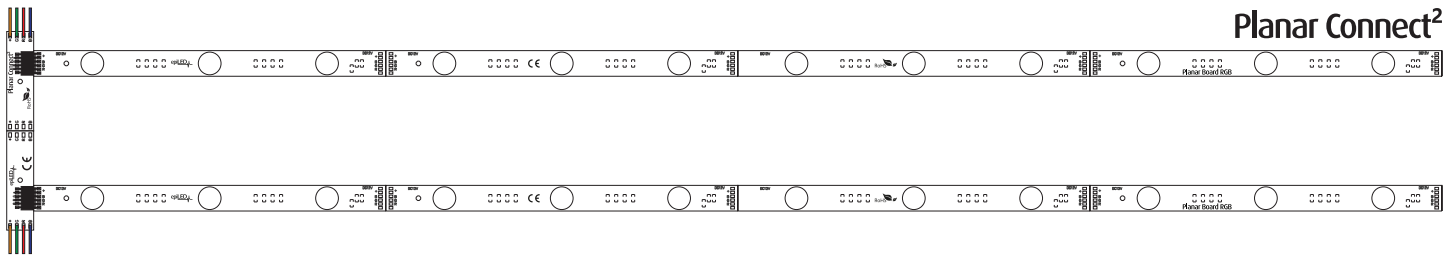
### Planar Connect<sup>8</sup>




# Planar Connect



## CONNECTION WITH PLANAR BOARD RGB



# Planar Connect



## TECHNICAL SPECIFICATION

Input voltage	12V DC & 24V DC
Planar Connect <sup>2</sup> dimensions (L x W x D)	140 x 19 x 4 mm
Planar Connect <sup>8</sup> dimensions (L x W x D)	880 x 19 x 4 mm
Lifespan	~50000 h
Working temperature	-25°C ÷ +55°C
IP Rating	IP20
Compliance with	CE / RoHS / WEEE / UL listed
Warranty	3 years

## PACKING INFORMATION

		Bag	Box
Planar Connect <sup>2</sup>	Quantity	20 pcs	880 pcs
	Gross weight	0.38 kg	16.72 kg
Planar Connect <sup>8</sup>	Quantity	20 pcs	120 pcs
	Gross weight	1.22 kg	7.32 kg

## DOWNLOAD AREA

### LED Module installation guide

<https://www.epiled.pl/download/planar-module-installation-guide.pdf>

### EU Declaration of Conformity

<https://www.epiled.pl/download/deklaracje/eu-declaration-of-conformity-led-modules.pdf>

© 2023, epiLED. All rights reserved. Data is subject to change without notice. | Rev.: 2305

ul. Stanisławowska 27, 54-611 Wrocław • Poland • [info@epiLED.pl](mailto:info@epiLED.pl) • [www.epiLED.pl](http://www.epiLED.pl)