



Planar Board RGB

6-15 cm
lighboxes



12V
DC



IP₂₀

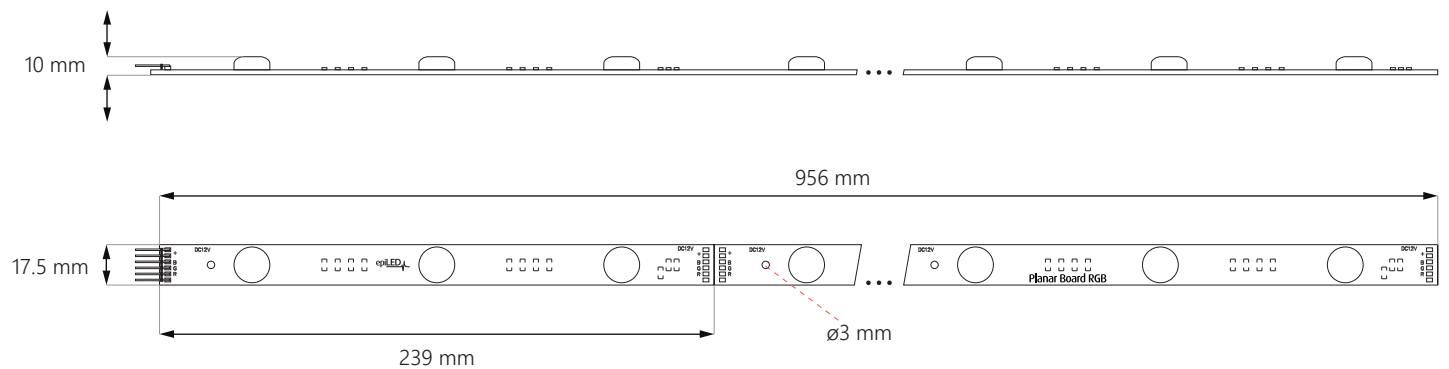
3
YEAR
warranty



- perfect for slim applications
- easy installation with Planar Connect
- indoor use only




DIMENSIONS



Planar Board RGB

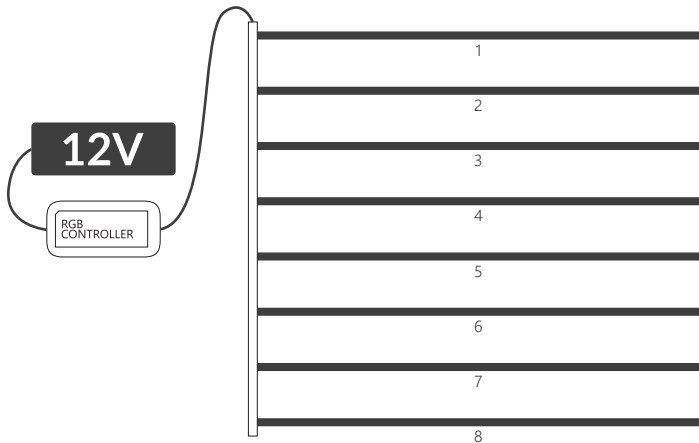
CONNECTION USING PLANAR CONNECT



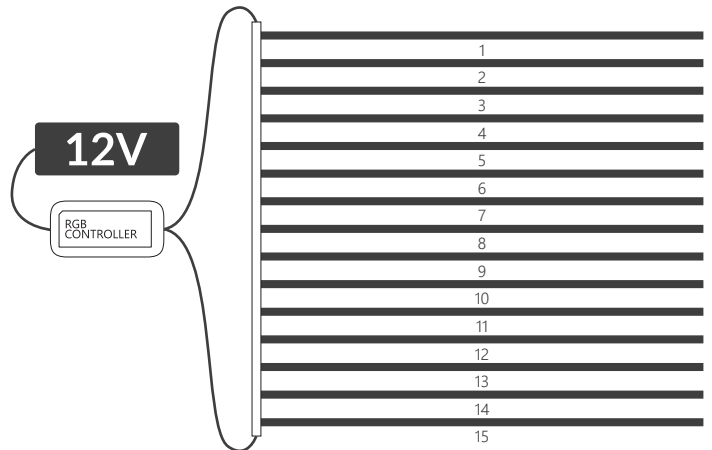
Planar Board RGB

CONNECTION DIAGRAM

one-side power input: **max 8 pcs**



two-side power input: **max 15 pcs**



TECHNICAL SPECIFICATION

Input voltage	12V DC
Nominal power usage per module	14.4 W
Beam angle	170°
Current stabilization	NO
Dimmable	YES
Module dimensions (L x W x D)	956 x 17.5 x 10 mm
Lifespan	~50000 h
Working temperature	-25°C ÷ +55°C
IP Rating	IP20
Compliance with	CE / RoHS / WEEE / UL listed
Warranty	3 years

CCT / LIGHT COLOUR*

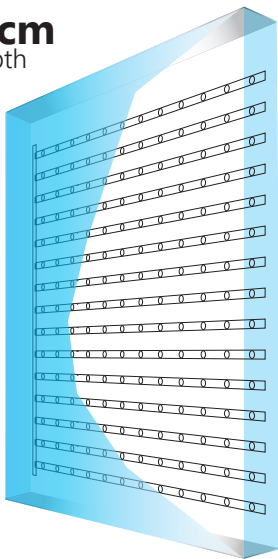
Abbreviation	Light color	Luminous Flux	Wavelength
R	red	20 lm	620-630 nm
G	green	37 lm	520-530 nm
B	blue	9 lm	460-470 nm

Planar Board RGB

APPLICATION

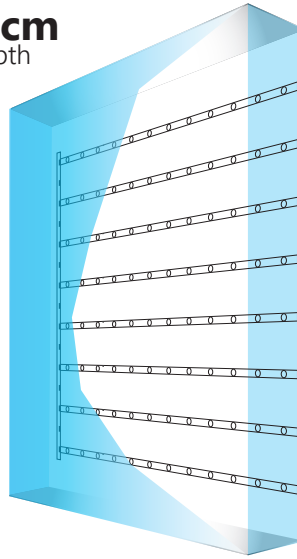
best for channel letters and lightboxes with a depth of **6-15 cm**

6 cm
depth



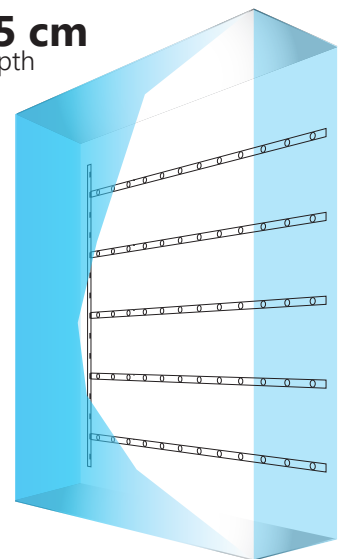
Area: **1 m²**
CC distance: **6 cm**
No. of modules: **15 pcs**
Power usage: **216 W**

8 cm
depth



Area: **1 m²**
CC distance: **12 cm**
No. of modules: **8 pcs**
Power usage: **115.2 W**

15 cm
depth



Area: **1 m²**
CC distance: **18 cm**
No. of modules: **5 pcs**
Power usage: **72 W**

NOTE: the exact number of modules depends on the used materials and the effect we want to achieve.

PACKING INFORMATION

	Chain	Bag	Box
Quantity	-	10 pcs	120 pcs
Gross weight	-	0.59 kg	7.08 kg

DOWNLOAD AREA

LED Module installation guide

<https://www.epiled.pl/download/planar-module-installation-guide.pdf>

EU Declaration of Conformity

<https://www.epiled.pl/download/deklaracje/eu-declaration-of-conformity-led-modules.pdf>

© 2021, epiLED. All rights reserved. Data is subject to change without notice. | Rev.: 2105

ul. Stanisławowska 27, 54-611 Wrocław • Poland • info@epiLED.pl • www.epiLED.pl